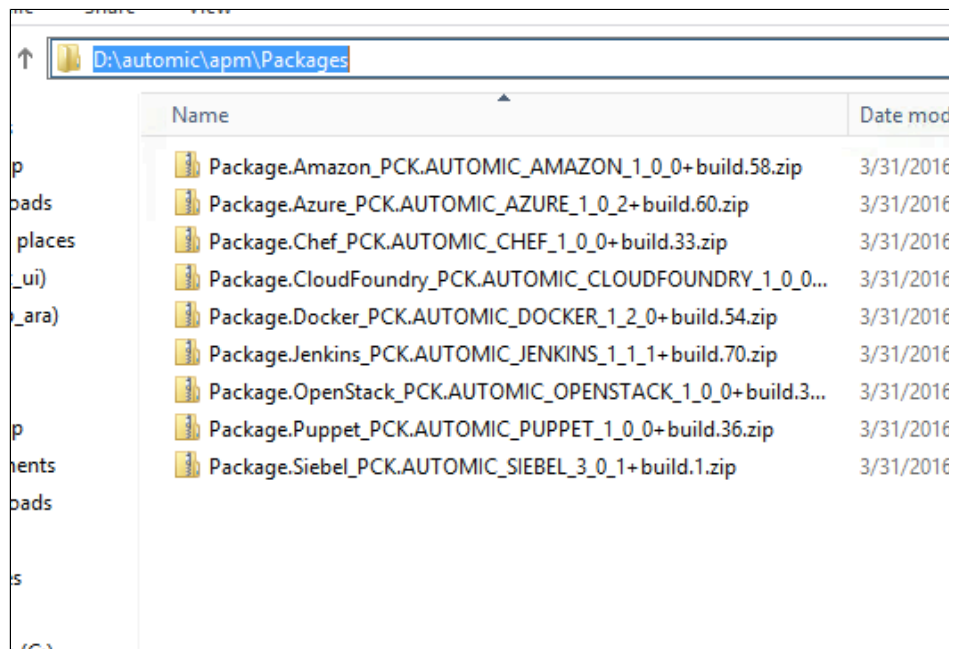


.Package Import Tool vInitial

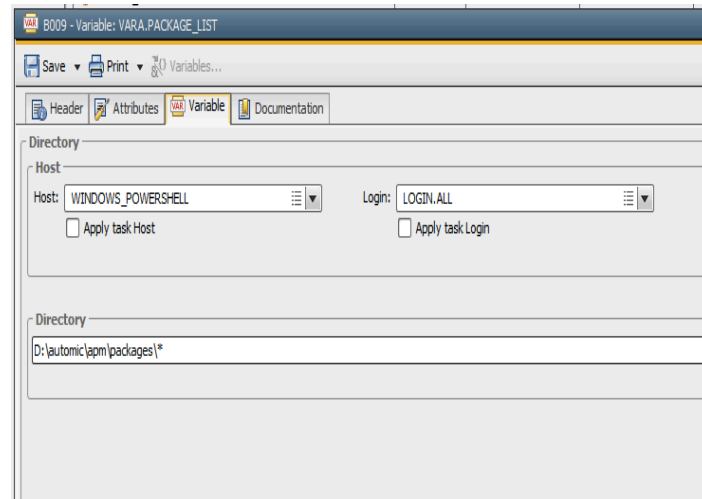
Automates the import and install of packages across all ARA clients.

<https://automic.box.com/s/fve7f54a6iwobbjg3znqot03a1hobcg8>

Download Packages and place in a folder.



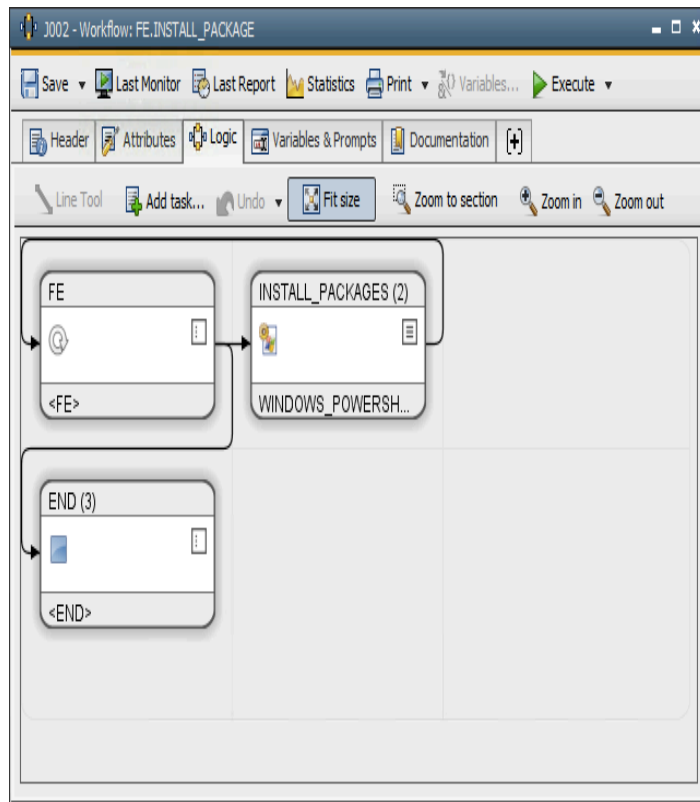
VARA.PACKAGE_LIST



FE.INSTALL_PACKAGE

For each file returned by the variable VARA.PACKAGE_LIST.

The INSTALL_PACKAGES job is ran on the Client.



INSTALL_PACKAGES

Runs the 'apm install' command

```
171 # Submit these lines in your script to determine if an error occurred
172 @! Automic\epm\bin\apm install --from-file D:\automic\epm\Package\epkg_esp# -e client# -S AUTOMIC -u ARASERVICE/AUTOMIC -pw araservice -y
173
174 @!rc=rc;code=retcode;level=
175 if !NOT %ERRORLEVEL% == 0 goto rc=code
176
```

VARA.ARA_CLIENTS

Lists all ARA Clients.

The screenshot shows a variable editor window titled 'E009 - Variable: VARA.ARA_CLIENTS'. It contains an SQL query for an Oracle database:

```
SQL query (AE DB)
select oh_name from oh where oh_otype='CLNT'and OH_Title like 'ARA%' and oh_name > '0500'
```

Below the query, there are tabs for 'SQL Server', 'Oracle', and 'DB2', with 'Oracle' selected. A 'Result Format:' field is present, and a 'Preview' button is at the bottom right.

FE.IMPORT_PACKAGES.EACH_CLIENT

For Each ARA Client returned by the variable VARA.ARA_CLIENTS.

It runs the workflow
FE.INSTALL_PACKAGE.

Which then installs all the packages in the folder.

